

Choose from **2 travel passes** that fits your trip!!



# NIKKO PASS

Tourist spots you can visit with NIKKO PASS all area

Enjoy the lake Chuzenji sightseeing cruise for free. This pass is ideal for visitors who want to experience every part of Nikko, including its world heritage sites.



❶ Mount Nanai and Lake Chuzenji (sightseeing cruise)  
A lake formed when a lava flow from Mount Nanai blocked a gorge.



❷ Senjogahara An expansive approx. 400-hectare wetland located at an elevation of approx. 1400 meters.



❸ Akechidaira Ropeway Witness stunning vistas of Lake Chuzenji, Kegon Falls and Mount Nanai.



❹ Kegon Falls One of Nikko's most iconic tourist spots and considered one of the three most beautiful waterfalls in Japan.



❺ Italian Embassy Villa Memorial Park A museum housed in building restored to the specifications of a summer home built in 1928.



❻ Lake Yuno A lake formed after the eruptions of Mt. Mitsuadake to the northeast blocked a river.



❼ Yumoto Onsen (natural hot spring) The emerald green color of the spring water turns milky white when exposed to the air.



# NIKKO PASS

Tourist spots you can visit in the world heritage area

Visit the many iconic temples and shrines of Nikko, including the world heritage sites of Nikko Toshogu Shrine, Nikko Rinnoji Temple, and Nikko Futarasan Shrine. This pass is ideal for travelers who want to explore Nikko during a day trip or overnight trip.

These tourist spots can also be visited using the NIKKO PASS all area.



❶ Nikkosan Rinnoji Temple (Taiyuu Temple) Omotemon The grave site of Tokugawa Iemitsu featuring stately and subdued architecture.



❷ Nikko Futarasan Shrine A popular shrine worshipping the deities of love and good fortune.



❸ Nikko Futarasan Shrine (Shinkyo Bridge) A lacquered bridge believed to be once crossed by Shodo Shonin upon opening of temples in the mountains of Nikko.



❹ Kinugawa Onsen Town (get off at Kinugawa Onsen Station) A historical hot spring resort once only open to monks and daimyo (feudal lords) during the Edo period.



❺ Kanmangafuchi Abyss A natural wonder created by lava from Mount Nanai. There is a grouping of approx. 70 Jizo statues on the south bank.



❻ SL Taiju is a nostalgic steam locomotive that runs three round-trips daily between Shimo-Imaichi and Kinugawa Onsen. \*SL reserved seat ticket is required

## Train Schedule for the Nikko and Kinugawa Lines

Purchase a separate limited express ticket in addition to the discount pass to ride the Limited Express Spacia (Kinu, Kegon) and Revaty (Kinu, Kegon, Aizu).  
SL/DL reserved seat charge is required in addition to the discount pass to use SL/DL Taiju.  
■...Limited Express Spacia (Kinu, Kegon) ■...Limited Express Revaty (Kinu, Kegon, Aizu)  
■...SL/DL Taiju

### Limited Express Train Fare Chart ※A separate express ticket is required.

Limited express fares (per adult)	Trains		4-person compartment fare per room
	Spacia	Revaty	
Weekdays	1,360yen	1,470yen	3,150yen
Weekends and holidays	1,470yen		3,770yen

In addition to the discount pass, the SL/DL reserved seat charge is also required to ride SL/DL Taiju.  
Adult:760yen / Child: 380yen  
\*Flat fare applies within the zone. \*SL/DL Taiju only runs on designated days.  
\*For more details, please check our website.

### For Tochigi, Tobu-Nikko, and Kinugawa-onsen ◆Limited operation \*Weekends and holidays only

Train type	Train name	Kegon 1 Alzu101	Kegon 3 Kinu 105	Kegon 7 Kinu 109	SL (DL) Kinu 109	Limited Express Spacia Kegon 11	Limited Express Revaty Kegon 13 Alzu113	SL (DL) Kegon 15	Limited Express Spacia Kegon 17 Futaba 71	Limited Express Revaty Kegon 19 Alzu119	SL (DL) Kegon 21	Limited Express Spacia Kegon 23	Limited Express Revaty Kegon 25	SL (DL) Kegon 27	Limited Express Spacia Kinu 129	Limited Express Revaty Kegon 31	SL (DL) Kegon 33	Limited Express Spacia Kegon 35	Limited Express Revaty Kegon 37	SL (DL) Kinu 139	Limited Express Spacia Kinu 141	Limited Express Revaty Kegon 43	SL (DL) Kegon 47		
																								Depart	Arrive
Asakusa	Depart	6:30	7:00	7:30	8:00	8:30	9:00	9:30	10:00	10:30	11:00	11:30	12:30	13:00	13:30	14:00	14:30	15:00	15:30	16:00	17:00	17:59	18:19	18:59	
TOKYO SKYTREE	Depart	6:33	7:03	7:33	8:03	8:33	9:03	9:33	10:03	10:33	11:03	11:33	12:33	13:03	13:33	14:04	14:33	15:03	15:34	16:03	17:03	18:02	18:22	19:02	
Kita-senju	Depart	6:43	7:13	7:43	8:13	8:43	9:13	9:43	10:12	10:42	11:12	11:42	12:42	13:12	13:42	14:12	14:42	15:12	15:42	16:12	17:13	18:13	18:33	19:13	
Tochigi	Depart	7:41	8:11	8:41	9:09	9:40	10:11	10:39	11:08	11:40	12:09	12:39	13:39	14:09	14:39	15:09	15:38	16:10	16:39	17:09	18:10	19:12	19:32	20:13	
Shimo-Imaichi	Arrive	8:12	8:42	9:13	9:40	10:12	10:42	11:10	11:39	12:11	12:40	13:09	14:10	14:40	15:10	15:40	16:09	16:42	17:10	17:40	18:41	19:43	20:03	20:43	
Tobu-Nikko	Arrive	8:24	8:54	(9:23)	9:48	(10:23)	10:50	11:22	11:47	12:16	12:21	12:51	13:17	14:18	14:48	15:18	(15:53)	16:25	16:49	17:18	17:50	(19:01)	(19:58)	20:11	20:51
Shimo-Imaichi	Depart	8:16	9:14	9:33	(10:00)	10:14	10:29	(10:44)	11:14	(11:43)	12:44	13:01	(13:55)	(14:32)	14:55	(15:12)	15:41	16:15	(16:51)	(17:51)	18:42	19:44	(20:06)	(21:06)	
Tobu World Square	Arrive	8:33	9:31	10:03	(10:24)	10:30	10:59	(11:06)	11:30	(12:13)	13:02	13:31	(14:13)	(14:51)	15:25	(15:46)	15:56	16:36	(17:16)	(18:10)	19:01	20:00	(20:25)	(21:25)	
Kinugawa Onsen	Arrive	8:37	9:35	10:09	(10:27)	10:34	11:05	(11:10)	11:33	(12:17)	13:06	13:37	(14:17)	(14:54)	15:32	(15:49)	16:00	16:40	(17:19)	(18:13)	19:04	20:03	(20:28)	(21:28)	

### For Asakusa, TOKYO SKYTREE ◆Limited operation \*Weekends and holidays only

Train type	Train name	Kinu 112	Kegon 14	Kegon 16	Kegon 18	Kegon 20	Kegon 22	Kegon 24	Kegon 26	SL (DL) Kinu 28	Limited Express Spacia Kegon 30	Limited Express Revaty Kegon 32	SL (DL) Kegon 34	Limited Express Spacia Kegon 36	Limited Express Revaty Kegon 38	SL (DL) Kegon 40	Limited Express Spacia Kegon 42	Limited Express Revaty Kegon 44	SL (DL) Kegon 46	Limited Express Spacia Kegon 48	Limited Express Revaty Kegon 50	SL (DL) Kegon 52	Limited Express Spacia Kegon 54	Limited Express Revaty Kegon 56	SL (DL) Kinu 158
Kinugawa Onsen	Depart	6:41	(7:20)	8:40	9:10	(9:25)	10:10	(10:49)	11:12	11:44	12:00	(12:25)	12:54	(13:20)	14:07	(14:25)	15:37	16:04	16:30	16:43	(17:09)	(17:51)	18:54	19:29	
Tobu World Square	Depart	6:45	(7:24)	8:44	9:13	(9:28)	10:13	(10:52)	11:17	11:47	12:03	(12:29)	12:59	(13:23)	14:10	(14:29)	15:35	15:42	16:08	16:33	16:48	(17:12)	(17:54)	18:57	19:32
Shimo-Imaichi	Arrive	7:00	(7:43)	9:01	9:29	(9:53)	10:28	(11:14)	11:51	12:03	12:22	(12:58)	13:44	(13:50)	14:27	(14:52)	15:55	16:14	16:25	16:56	17:18	(17:31)	(18:17)	19:15	19:49
Tobu-Nikko	Depart	(6:53)	7:37	8:50	(9:23)	9:57	(10:13)	10:42	11:25	(11:29)	12:17	12:56	13:26	14:05	14:23	14:57	15:54	16:21	(16:29)	17:24	17:44	18:10	18:51	(19:10)	19:44
Shimo-Imaichi	Arrive	(7:02)	7:44	8:57	(9:32)	10:04	(10:22)	10:49	11:32	(11:38)	12:25	13:03	13:33	14:12	14:31	15:04	16:01	16:29	(16:38)	17:31	17:51	18:17	18:58	(19:19)	19:53
Tobu-Nikko	Depart	7:03	7:45	9:05	9:34	10:05	10:34	10:50	11:34	12:05	12:35	13:04	13:34	14:13	14:35	15:05	16:02	16:35	17:02	17:34	17:52	18:20	18:59	19:20	19:54
Tochigi	Depart	7:35	8:17	9:37	10:07	10:37	11:07	11:25	12:07	12:37	13:07	13:37	14:07	14:50	15:07	15:37	16:34	17:06	17:37	18:07	18:24	18:52	19:32	20:26	
Kita-senju	Arrive	8:36	9:19	10:32	11:02	11:32	12:02	12:22	13:02	13:32	14:02	14:32	15:02	15:53	16:02	16:32	17:32	18:02	18:32	19:03	19:21	19:51	20:32	20:51	21:22
TOKYO SKYTREE	Arrive	8:46	9:29	10:40	11:10	11:42	12:10	12:30	13:10	13:40	14:10	14:40	15:10	16:01	16:10	16:40	17:41	18:11	18:42	19:13	19:31	20:01	20:41	21:01	21:31
Asakusa	Arrive	8:49	9:33	10:45	11:15	11:46	12:15	12:35	13:14	13:45	14:15	14:45	15:15	16:05	16:16	16:45	17:45	18:15	18:45	19:16	19:35	20:05	20:45	21:05	21:35

### Buy your NIKKO PASS here!

▶Tobu Tourist Information Center Asakusa (1F, Tobu Railway Asakusa Station)  
Tobu Tourist Information Center Asakusa provides information to foreign travelers about tourism spots in Nikko, Kinugawa Onsen, Asakusa as well as along Tobu Railway lines. It also sells various types of train tickets. Staff speak English, Chinese, Korean and Thai. Purchases are only accepted in Japanese currency. Major credit cards are accepted. (However, not all credit cards are accepted.)  
[Phone number] +81 (0)3-3841-2871 [Business hours] 7:20-19:00  
[Closed] Open year round [Email] tobudiscountpass@tobutoptours.co.jp

▶1F Ticket booth at Tobu Asakusa Station  
[Business hours] From first train to final train of the day \*Cash transactions only, no reservation exchanges or credit cards are accepted.

▶Tobu Tourist Information Center Ikebukuro  
Staff speak English, Chinese. (not always available) Purchases are only accepted in Japanese currency. Major credit cards are accepted. (However, not all credit cards are accepted.)  
[Phone number] +81 (0)3-3984-0578 [Business hours] 8:00-16:00  
[Closed] Open year round [Email] ticketbukuro@tobutoptours.co.jp

Reservations can also be made and purchased online  
<http://www.tobu.co.jp/foreign/en/pass/online.html>

Using the website, you can book and purchase your tickets starting 3 months prior to the travel date. Ticket exchanges can be processed at the Tobu Tourist Information Center Asakusa starting one month prior to the travel date. You can NOT exchange your Discount Pass/ ticket at TOBU Tourist Information Center IKEBUKURO and ticket booth at Tobu Asakusa Station.

How to purchase the NIKKO PASS  
The NIKKO PASS is available for purchase at the Tobu Tourist Information Center Asakusa, Tobu Tourist Information Center Ikebukuro starting one month prior to travel.



<Note>  
-NIKKO PASS is only available to foreign travelers. However, Japanese nationals accompanying foreign travelers can also purchase the pass.  
-Refunds will be accepted at any sales outlet as long as the pass is unused and still valid. (A separate cancellation fee applies.)  
\*Information published in this brochure is as of April 2022. Please be aware that this information is subject to change. \*Photos are for illustrative purposes only. 2022.04.01



# NIKKO PASS

all area world heritage area

Welcome to Nikko & Kinugawa with Tobu Railway.



Additional discounts for theme parks, souvenirs, and restaurants!!  
© EDO WONDERLAND



### Sample Itinerary (Using NIKKO PASS all area / 3 days, 2 nights)

**Day 1** Asakusa station (About 110 minutes\*) → Tobu-Nikko Station (About 35 minutes) → Akechidaira (Ropeway) (separate admission fees) → Chuzenji Onsen (About 10 minutes) → Ryuzo Falls (About 5 minutes) → Yumoto Onsen (About 5 minutes) → Kegon Falls (About 5 minutes) → Chuzenji Onsen (About 11 minutes) → Ryuzo Falls (About 5 minutes) → Yumoto Onsen (About 5 minutes) → Lake Yuno (About 12 minutes) → Yumoto Onsen (overnight stay)

**Day 2** Kotoku Onsen (About 6 minutes) → Akanuma (About 30 minutes) → (Hybrid bus / Odashirogahara area access bus) → Odashirogahara (stroll) → (Hybrid bus / Odashirogahara area access bus) → Akanuma (About 12 minutes) → Funenoki Chuzenji (About 5 minutes) → Chuzenji Onsen (About 7 minutes) → Nishisando (visit 2 shrines and a temple) (separate admission fees) → Tobu-Nikko Station (About 10 minutes) → Kinugawa Onsen Station (About 5 minutes) → Kinugawa Onsen (overnight stay)

**Day 3** Kinugawa Onsen (About 30 minutes) → Kinugawa Liver Boat (separate admission fees) → Tobu World Square (separate admission fees) → Tobu World Square Station (About 10 minutes) → (SL Taiju) (separate admission fees) → Shimo-Imaichi Station (About 100 minutes\*) → Asakusa station

### Sample Itinerary (using NIKKO PASS world heritage area / 2 days, 1 night)

**Day 1** Asakusa station (About 110 minutes\*) → Tobu-Nikko Station (About 10 minutes) → Nishisando (visit 2 shrines and a temple) (separate admission fees) → Nikko Tamozawa Imperial Villa Memorial Park (separate admission fees) → Kanmangafuchi Abyss (About 16 minutes) → Nikko Botanical Garden (separate admission fees) → Shinkyo Bridge (About 15 minutes) → Tobu-Nikko Station (About 10 minutes) → Kinugawa Onsen Station (About 10 minutes) → Kinugawa Onsen (overnight stay)

**Day 2** Kinugawa Onsen (About 30 minutes) → Kinugawa Liver Boat (separate admission fees) → Tobu World Square (separate admission fees) → Tobu World Square Station (About 10 minutes) → (SL Taiju) (separate admission fees) → Shimo-Imaichi Station (About 100 minutes\*) → Asakusa station

separate admission fees refers to locations and facilities that require an admission fee. ●Please note bus travel times are subject to change or delays due to road and traffic conditions. \*1 Using the limited express.



Choose where you want to go with **2 different travel passes for Nikko and Kinugawa Onsen**

This travel pass for foreign travelers features one round trip to Nikko and unlimited travel in given area. Choose the travel pass that fits your trip.

**Explanation of railway lines** (for use on 2 route maps)

Zone for 1 round-trip by rail (stopovers allowed at TOKYO SKYTREE Station and Tochigi Station)

Unlimited travel area by train

Unlimited travel area by bus

**NIKKO PASS**

Enjoy not only the shrines and temples of Nikko's world heritage sites, but also other destinations including the Okunikko area and Lake Chuzenji as well as Kinugawa Onsen.

# NIKKO PASS all area

1-4 consecutive days

**Included:** 1 round-trip between Asakusa and Shimo-Imaichi by local trains \*The pass expires when you return to Asakusa.

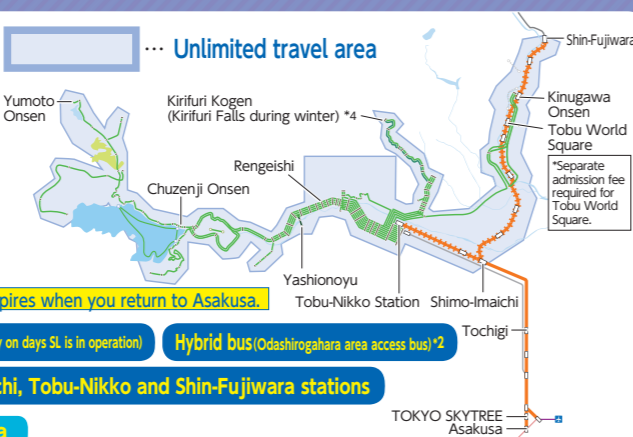
All Tobu Bus lines in Nikko Nikko Edomura shuttle bus Nikko-Kinugawa Onsen Bus (only on days SL is in operation) Hybrid bus (Odashirogahara area access bus)\*2

Lake Chuzenji sightseeing cruise \*1 All Tobu Railway lines between Shimo-Imaichi, Tobu-Nikko and Shin-Fujiwara stations

Facilities with discount admission **Tobu World Square** **Edo Wonderland Nikko Edomura**

Departure station	Availability	Zone	Selling price	Limited express fare (maximum charge for round-trip)*3	Total
Asakusa / TOKYO SKYTREE	April 20 to November 30	Adult	4,780 yen	2,940 yen	7,720 yen
		Child	1,330 yen	1,480 yen	2,810 yen
Asakusa / TOKYO SKYTREE	December 1 to April 19	Adult	4,160 yen	2,940 yen	7,100 yen
		Child	1,080 yen	1,480 yen	2,560 yen

Save up to approximately 3400 yen! \*when compared to price of one round-trip train railway ticket, unlimited train/bus transportation, and other perks in the given area [Winter season]: Save up to approximately 1500 yen! \*when compared to price of one round-trip train railway ticket, unlimited train/bus transportation in the given area



1 round-trip railway ticket between Asakusa and Shimo-Imaichi and unlimited travel by railway and bus in the zones on the map above.  
 2 Unlimited bus travel in all zones 2A, 2B, 2C and 2D departing and arriving from the bus terminal at Tobu Nikko Station.  
 3 Does not include admission fees for temples and shrines in Nikko.  
 \*1 Period of operation: mid-April to November 30, not in operation on June 18  
 \*2 Period of operation: mid-April to November 30  
 \*3 Limited express fares vary depending on day of week and time of day.  
 \*4 The bus for Kirifuri Kogen does not go beyond Kirifuri Falls between December 1 and March 31.

**NIKKO PASS**

This pass is ideal for travelers who want to tour the temples and shrines of Nikko's world heritage area and enjoy the famous hot springs of Kinugawa Onsen.

# NIKKO PASS world heritage area

1-2 consecutive days

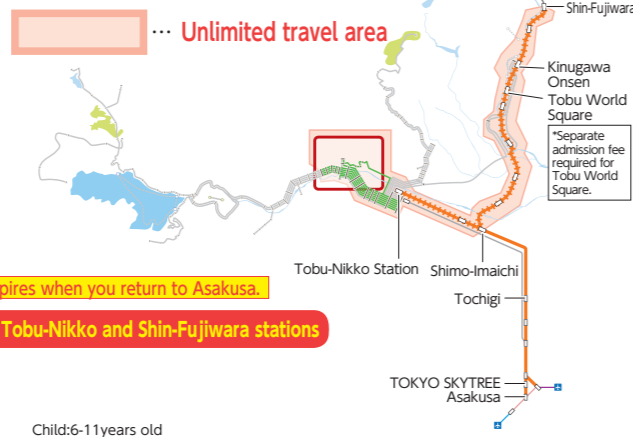
**Included:** 1 round-trip between Asakusa and Shimo-Imaichi by local trains \*The pass expires when you return to Asakusa.

Tobu Bus lines within the world heritage area All Tobu Railway lines between Shimo-Imaichi, Tobu-Nikko and Shin-Fujiwara stations

Facilities with discount admission **Tobu World Square** **Edo Wonderland Nikko Edomura**

Departure station	Availability	Zone	Selling price	Limited express fare (maximum charge for round-trip)*4	Total
Asakusa / TOKYO SKYTREE	Year-round	Adult	2,120 yen	2,940 yen	5,060 yen
		Child	630 yen	1,480 yen	2,110 yen

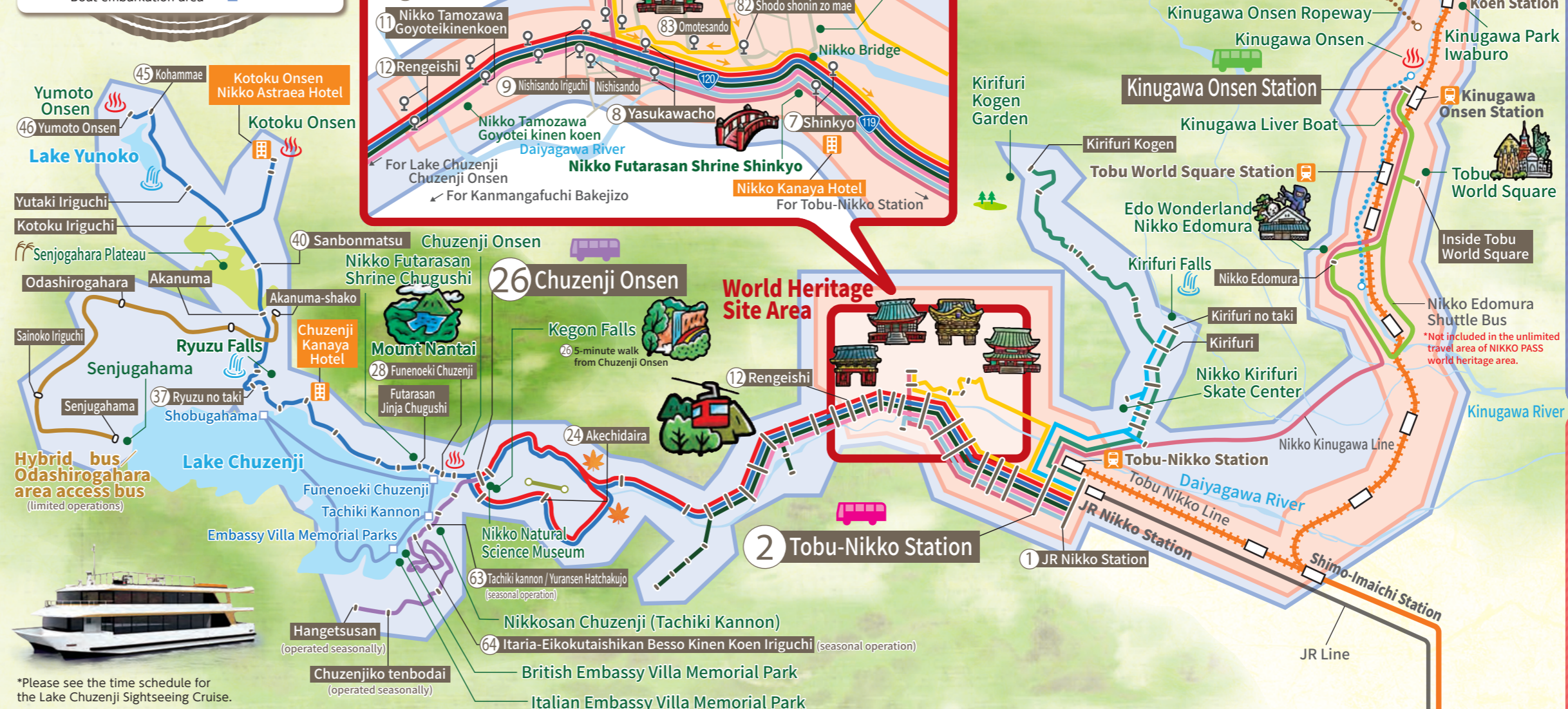
Save up to approximately 1060 yen! \*when compared to the price of one round-trip train railway ticket, unlimited train/bus transportation, and other perks in the given area



1 round-trip railway ticket between Asakusa and Shimo-Imaichi and unlimited travel by railway and bus in the zones on the map above.  
 2 The world heritage area includes all bus zones departing and arriving bus by 2B at Tobu-Nikko station Bus terminal and the zone up to Rengeishi on buses departing and arriving bus by 2A and 2C.  
 3 Does not include admission fees for temples and shrines in Nikko.  
 4 Does not include the fare for the Nikko Edomura shuttle bus.  
 \*4 Limited express fares vary depending on day of week and time of day.

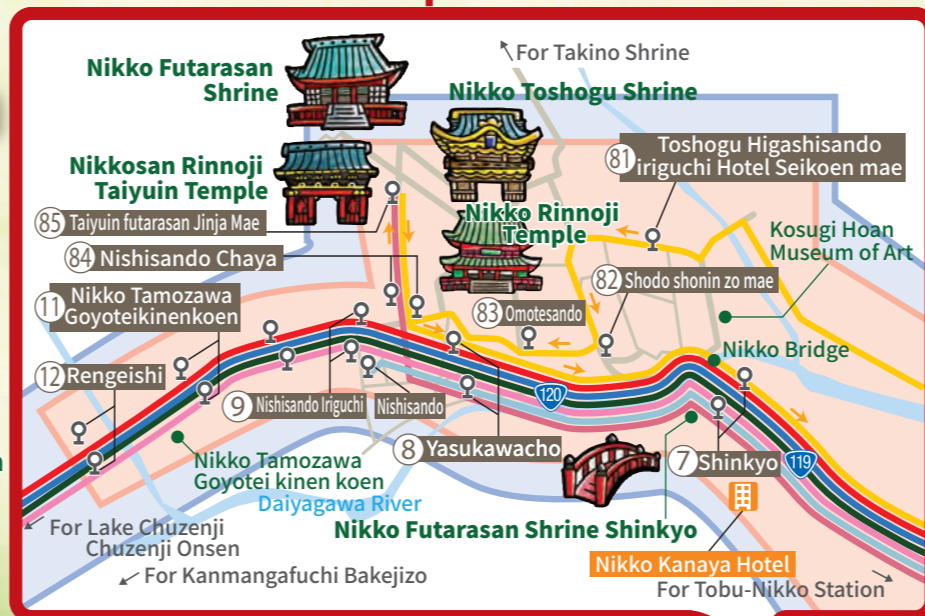
## Map of the Nikko and Kinugawa Onsen Area

**Legend** Major stations Main bus stop numbers and names Bus stop name Boat embarkation area



\*Please see the time schedule for the Lake Chuzenji Sightseeing Cruise.

## Area map of the UNESCO World Heritage Site Shrines and Temples of Nikko



all area Unlimited Travel Area

world heritage area Unlimited Travel Area

## NIKKO PASS all area

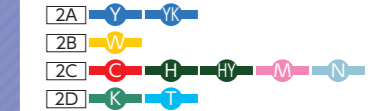
Unlimited travel area

**Railway zone**

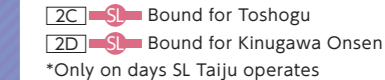
Zone for 1 round-trip by rail Unlimited travel area

**Bus zone**

Bus routes from Tobu-Nikko Station



Bus routes from Tobu-Nikko Station



Bus routes from Kinugawa Onsen Station



Bus routes from Chuzenji Onsen



**Other transportation**

Hybrid bus (Odashirogahara area access bus) routes from Akanuma shako

Bound for Senjughama (period of operation: mid-April to November 30)

Regularly scheduled Lake Chuzenji sightseeing cruise (period of operation: mid-April to November 30, closed on June 18)

## NIKKO PASS World heritage area

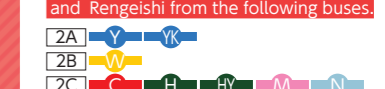
Unlimited travel area

**Railway zone**

Zone for 1 round-trip by rail Unlimited travel area

**Bus zone**

Bus routes from Tobu-Nikko Station Available only for the zone between Tobu-Nikko Station and Rengeishi from the following buses.



Get a discount by showing the Nikko Pass

Nikko Area	Kinugawa Onsen Area
<ul style="list-style-type: none"> <li>Akechidaira Ropeway</li> <li>Nikko Natural Science Museum</li> <li>Nikko Kirifuri Skate Center (outdoor rink in the winter)</li> <li>Kosugi Hoan Museum of Art, Nikko</li> <li>Nikko Astraea Hotel</li> </ul>	<ul style="list-style-type: none"> <li>Tobu World Square</li> <li>Kinugawa Koen Iwaburo</li> <li>EDO WONDERLAND Nikko Edomura</li> <li>Kinugawa Onsen Ropeway</li> <li>Monkey Mountain</li> </ul>

Discount tickets vary by season. Please be advised that there are some facilities that cannot be used in winter, and others that are only available in winter. Changes to facilities and contents are subject to change without notice.

Nikko/Kinugawa Onsen Area

10% discount on purchases of over ¥1,000 at stores with this symbol.



\*Not applicable to alcohol and tobacco. Some restrictions apply.

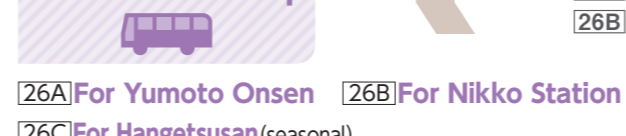


## Bus Terminal Map

### Tobu-Nikko Station Bus Terminal Map



### Chuzenji Onsen Bus Terminal Map



### Kinugawa Onsen Station Bus Terminal Map



## To ensure a smooth journey

2A indicates the bus bay and YK indicates the destination of the bus. Make sure the bus matches your destination.



Note: When riding the bus, carry one ticket per person and clearly present it to the driver or crew member when getting on and off.

