

Eleven Kanto Railway Operators to Launch Interoperable Post-Pay Travel Service Using Credit Cards and Other Contactless Payment Methods on March 25, 2026

On Wednesday, March 25, 2026, 11 railway operators in the Kanto region, Odakyu Electric Railway Co., Ltd., Odakyu Hakone Co., Ltd., Keio Corporation, Keikyu Corporation, Sagami Railway Co., Ltd., Seibu Railway Co., Ltd., TOKYU RAILWAYS, Tokyo Metro Co., Ltd., Tokyo Metropolitan Bureau of Transportation, Tobu Railway Co., Ltd., and Yokohama Minatomirai Railway Company, together with OMRON Social Solutions (“OSS”), Sumitomo Mitsui Card Company (“Sumitomo Mitsui Card”), Limited, JCB Co., Ltd. (“JCB”), and QUADRAC Co., Ltd. (“QUADRAC”), will launch an interoperable post-pay rail travel service (the “Post-Pay Travel Service”) using contactless credit card and other tap-to-pay payment methods.*1 The service will allow passengers to transfer seamlessly between participating railway operators.

*1 Contactless payment-enabled cards (credit, debit, or prepaid cards), as well as smartphones and other devices configured with such cards

On Wednesday, March 25, 2026, five additional operators, Odakyu Electric Railway, Odakyu Hakone, Sagami Railway, Tokyo Metro, and Tobu Railway, will begin offering the Post-Pay Travel Service, joining the six operators that have already introduced it: Keio, Keikyu, Seibu Railway, TOKYU RAILWAYS, Tokyo Metropolitan Bureau of Transportation, and Yokohama Minatomirai Railway. This expanded interoperability will cover 54 lines and 729 stations operated by the 11 participating railway operators.*2 The system will accommodate through-train operations and other interconnected rail services between the participating operators, allowing passengers to transfer seamlessly between multiple railway lines. Going forward, the partners plan to gradually expand coverage to additional lines and stations operated by the 11 operators that were not included at launch, while continuing to expand the interoperable rail network where the Post-Pay Travel Service is available.

*2 As of March 25, 2026. Eligible lines and stations vary by operator. Please refer to the attached appendix for details.

Through this collaboration involving 11 railway operators in the Kanto region, the partners aim to create a new mobility experience in which customers can travel by rail using a single familiar credit card or other eligible payment device, providing a smooth and seamless travel experience for a wide range of passengers from both Japan and overseas. At the same time, the transportation IC cards, which are already widely used by customers, will remain the primary fare medium. The partners will continue to respond flexibly to the evolving needs of customers and society, proactively adopting innovative technologies, strengthening the cooperation between railway operators, and pursuing greater value in a safe, secure, and seamless railway network to enhance the convenience of urban transportation.

鉄道事業者11社局「クレカタッチ後払い乗車サービス相互利用」ご利用可能エリア

クレカ乗車 つながる!
快適な移動を、クレカ1枚で!

2026年3月25日から! いつものクレジットカード等を改札機にタッチするだけ! ㊤ VISA Mastercard

1. Service Overview

[Attachment]

(1) Launch date of the interoperable Post-Pay Travel Service
Beginning with the first train on
Wednesday, March 25, 2026

(2) Eligible lines and stations of the 11 railway operators

(As of March 25, 2026)

Eligible Operators	Eligible Lines	Eligible Stations
Odakyu Electric Railway	All lines (Odawara Line, Enoshima Line and Tama Line)	All stations
Odakyu Hakone	Hakone Tozan Line	Odawara, Hakone-Yumoto, Tonosawa, Ohiradai, Miyanoshita, Kowakidani, Chokoku-no-mori and Gora
	Hakone Tozan Cablecar	Gora and Sounzan
Keio	All lines (Keio Line, Takao Line, Sagami Line, Keibajo Line, Dobutsuen Line, Inokashira Line)	All stations (excluding temporary fare gates)
Keikyu	All lines (Main Line, Airport Line, Daishi Line, Zushi Line, Kurihama Line)	All stations
Sagami Railway	All lines (Sotetsu Main Line, Sotetsu Izumino Line and Sotetsu Shin-yokohama Line)	All stations
Seibu Railway	Ikebukuro Line and Seibu Chichibu Line	Ikebukuro, Ekoda, Sakuradai, Nerima, Nakamurabashi, Fujimidai, Shakujii-kōen, Ōizumi-gakuen, Hōya, Hibarigaoka, Akitsu, Tokorozawa, Nishi-Tokorozawa, Kotesashi, Sayamagaoka, Musashi-Fujisawa, Inariyama-kōen, Irumashi, Bushi, Motokaji, Hannō, Higashi-Hannō, Koma and Seibu-Chichibu
	Shinjuku Line	Seibu-Shinjuku, Takadanobaba, Higashi-Fushimi, Tanashi, Hana-Koganei, Kodaira, Tokorozawa, Koku-koen, Shin-Tokorozawa, Iriso, Sayamashi, Shin-Sayama, Minami-Otsuka and Hon-Kawagoe
	Kokubunji Line	Kokubunji, Koigakubo, Takanodai and Ogawa
	Seibu Yurakucho Line, Toshima Line, Sayama Line, Yamaguchi Line, Haijima Line and Tamako Line	All stations
Tokyu Railways	All lines (Toyoko Line, Meguro Line, Tokyu Shin-yokohama Line, Den-en-toshi Line, Ōimachi Line, Ikegami Line, Tokyu Tamagawa Line, Setagaya Line and Kodomonokuni Line)	All stations
Tokyo Metro	All lines (Ginza Line, Marunouchi Line, Hibiya Line, Tozai Line, Chiyoda Line, Yurakucho Line, Hanzomon Line, Namboku Line and Fukutoshin Line)	All stations (except boarding at Nakano Station)
Tokyo Metropolitan Bureau of Transportation (Toei Subway)	All lines (Asakusa Line, Mita Line, Shinjuku Line and Oedo Line)	All stations

Tobu Railway	TOBU SKYTREE Line	All stations
	Isesaki Line	Wado, Kuki, Tatebayashi, Ashikagashi and Ota
	Nikko Line	Sugito-takanodai, Satte, Minami-kurihashi, Tochigi, Shin-kanuma, Shimo-imaichi and Tobu-nikko
	Kinugawa Line	Shin-takatoku, Tobu World Square and Kinugawa-onsen
	Tojo Line	All stations from Ikebukuro to Ogawamachi
Yokohama Minatomirai Railway	All lines (Minatomirai Line)	All stations

*As of the launch date, the interoperable Post-Pay Travel Service will be limited to the 11 railway operators listed above.

*The service is not available on lines or at stations not listed in the above table. Please refer to the website of each railway operator for details.

*The Post-Pay Travel Service cannot be used when boarding at Nakano Station. If a passenger uses the service to board at another station and exits at Nakano Station, the payment using a credit card or other eligible payment method must be processed at the station's gate counter.

*On Sagami Railway lines, the service will be available at all manned gate counters and at selected automatic fare gates upon launch in March 2026. The number of eligible gates will be expanded gradually in line with the future gate replacement schedule.

*Seibu Railway will expand service coverage to all lines and all stations by March 2027.

*The Hakone Tozan Cable Car and the Setagaya Line are not covered by the new fare calculation system (see Reference 4 for details).

(3) How to use the service

Simply tap a contactless payment-enabled credit card or other eligible device on the reader at an automatic fare gate or similar terminal. Passengers can then pass through the gate and travel on eligible lines and to eligible stations without purchasing a ticket in advance.

(4) Applicable fares

Regular passenger fares (fares calculated in units of 10 yen)

*Adult fares only. Child fares are not available. Children may use the service only when they are the named holder of the credit card or other eligible payment method used. In these cases, the adult fare will apply.

*When transferring between Tokyo Metro and Toei Subway lines, 70 yen will be deducted from the regular connecting fare.

*No other fare discounts apply.

(5) Details

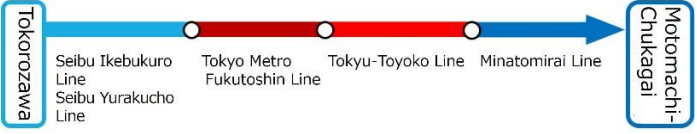

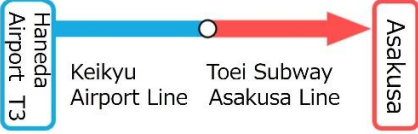

(As of March 25, 2026)

Item		Details
Eligible Credit Cards and Other Payment Methods	Type	Contactless payment-enabled cards (credit, debit, or prepaid), and smartphones or other devices configured with such cards
	Accepted Card Brands	Visa, Mastercard, JCB, American Express, Diners Club, Discover, UnionPay (a total of seven brands)
	Fare Payment	Charges will be processed according to the payment method applicable for the card used (credit, debit, or prepaid card).
Other	Out-of-Gate Transfers	At the transfer stations listed below, if the transfer time exceeds 60 minutes, a new fare will be charged from the transfer station. Transfer stations on Tokyo Metro lines where passengers must exit the fare gates once Transfer stations on Toei Subway lines where passengers must exit the fare gates once Transfer stations between Tokyo Metro and Toei Subway lines where passengers must exit the fare gates once
	Transfers via Dedicated Transfer Gates	At the transfer stations listed below, passengers may use dedicated transfer gates. Transfer stations between Tokyo Metro and Toei Subway lines (Aoyama-itchohome Station, Ichigaya Station, Kasuga Station from/ to Korakuen Station, Ningyocho Station, Monzen-nakacho Station) Transfer station between the Odakyu Line and the Sotetsu Line (Yamato Station) *Dedicated transfer gates cannot be used for transfers to lines outside the network of the 11 participating railway operators. (In these cases, please exit the fare gates and then transfer, or use a transportation IC card or similar method.)
	Restrictions	Passengers must exit using the same credit card or eligible payment method that was used when entering. (The same card or device must be used for both entry and exit.) This service cannot be used in combination with other tickets or passes (including commuter passes). This service cannot be used for travel beyond the eligible network of the 11 participating railway operators (outside the available service area) or for travel that passes through lines outside the network. The Post-Pay Travel Service cannot be used with substitute transportation services. The Post-Pay Travel Service cannot be used as a platform ticket.
	Travel History	Travel history can be viewed on QUADRAC's Q-move website after registering as a member on the website's My Page. https://q-move.info/

In addition to the above, please review the Conditions of Carriage and websites of each railway operator before using the service.

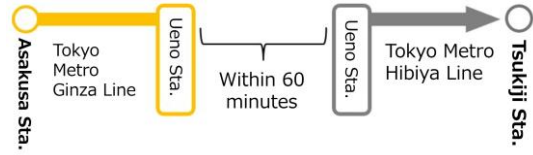
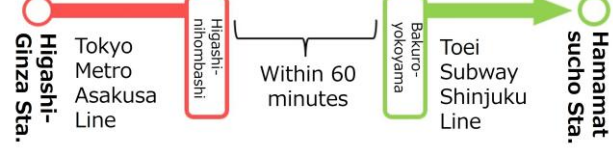
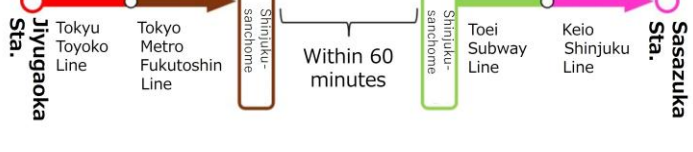
Reference 1: Usage Examples (Valid Use Cases)

(1) Transfers between the 11 participating railway operators, including through-train services

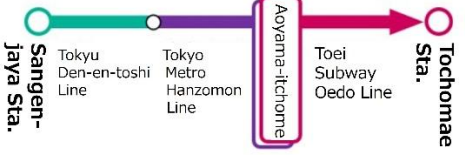
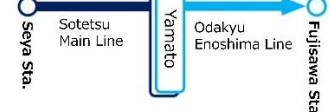
Ex. 1	Traveling from Tokorozawa Station on the Seibu Ikebukuro Line to Motomachi-Chukagai Station on the Minatomirai Line	
Ex. 2	Traveling from Asakadai Station on the Tobu Tojo Line to Seiya Station on the Sotetsu Main Line	
Ex. 3	Traveling from Haneda Airport Terminal 3 Station on the Keikyu Airport Line to Asakusa Station on the Toei Asakusa Line	
Ex. 4	Traveling from Otemachi Station on the Tokyo Metro Chiyoda Line to Hakone-Yumoto Station on the Hakone Tozan Line	

(2) Out-of-gate transfers (where passengers exit the fare gates and re-enter for transfer)

For out-of-gate transfers, if the transfer time exceeds 60 minutes, a new fare will be charged from the transfer station.

Ex. 5	Transferring from the Tokyo Metro Ginza Line to the Tokyo Metro Hibiya Line after exiting at Ueno Station	
Ex. 6	Transferring from the Toei Asakusa Line to the Toei Shinjuku Line after exiting at Higashi-nihombashi Station	
Ex. 7	Transferring from a Tokyo Metro line to a Toei Subway line after exiting at Shinjuku-sanchome Station	

(3) Transfers via dedicated transfer gates

Ex. 8	Transferring between Tokyo Metro lines and Toei Subway lines through dedicated transfer gates at Aoyama-itcho Station	
Ex. 9	Transferring between the Sotetsu Line and the Odakyu Line through dedicated transfer gates at Yamato Station	

*Please firmly tap your card or device on the reader until you hear the confirmation sound. At transfer stations in particular, if the tap is not properly registered, the correct fare may not be calculated when you exit at your destination station.

Reference 2: Restrictions (Invalid Use Cases)

(1) The Post-Pay Travel Service cannot be used in combination with other tickets or passes (including commuter passes).

Please exit at the station where the other ticket or pass becomes valid, then re-enter to continue your travel.

<p>Ex. 10</p>	<p>Traveling from the Keio Line to a Toei Subway line</p> <p>The Post-Pay Travel Service requires that the same credit card or device be used when entering and exiting. (It cannot be used with other tickets or passes.)</p>	<p>Eligibility by method</p> <p>1) Use in combination with other tickets or passes: ×</p> <p>2) Exit at the station where the other ticket becomes valid, then re-enter: ○</p>
---------------	--	--

*Note: The Post-Pay Travel Service requires that the same credit card or device be used when entering and exiting. The service cannot be used in combination with other tickets or passes, including when transferring through dedicated transfer gates.

(2) The Post-Pay Travel Service cannot be used for travel beyond the service area (lines other than those operated by the 11 participating railway operators).

To travel beyond the service area, please use a transportation IC card or similar payment method, or exit at the connecting station and purchase a ticket for the non-participating railway line.

<p>Ex. 11</p>	<p>Traveling from a Toei Subway line to the Keisei Line</p> <p>The Post-Pay Travel Service cannot be used beyond the service area (Please use a transportation IC card, etc.).</p>	<p>Eligibility by method</p> <p>1) Travel beyond the service area using the Post-Pay Travel Service: ×</p> <p>2) Travel using a transportation IC card, etc.: ○</p> <p>3) Exit at the connecting station, then re-enter: ○</p>
---------------	--	--

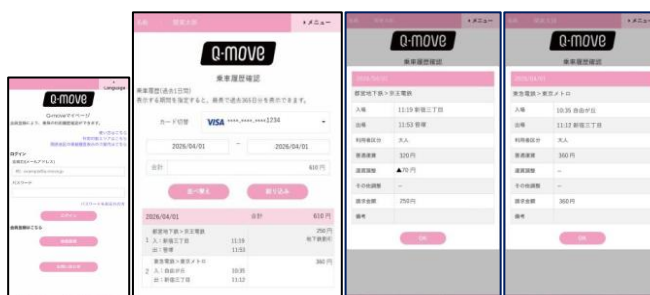
*Note: If you travel beyond the service area, your use of the Post-Pay Travel Service will be invalidated from the station where you boarded. In these cases, you will be required to pay the fare from the connecting station to your destination station at the destination station. In addition, you must also complete the processing of your travel involving the entry record created using your credit card or other eligible payment method and pay the fare from your boarding station to the connecting station at an eligible station of the railway operator where you boarded. In all cases, the fares must be paid in cash or a payment method other than a credit card, and fares are calculated in units of 10 yen.

Reference 3: How to Check Your Travel History

Travel history can be viewed on QUADRAC's Q-move website (<https://q-move.info/>) after registering as a member on the website's My Page.

Travel History Webpage

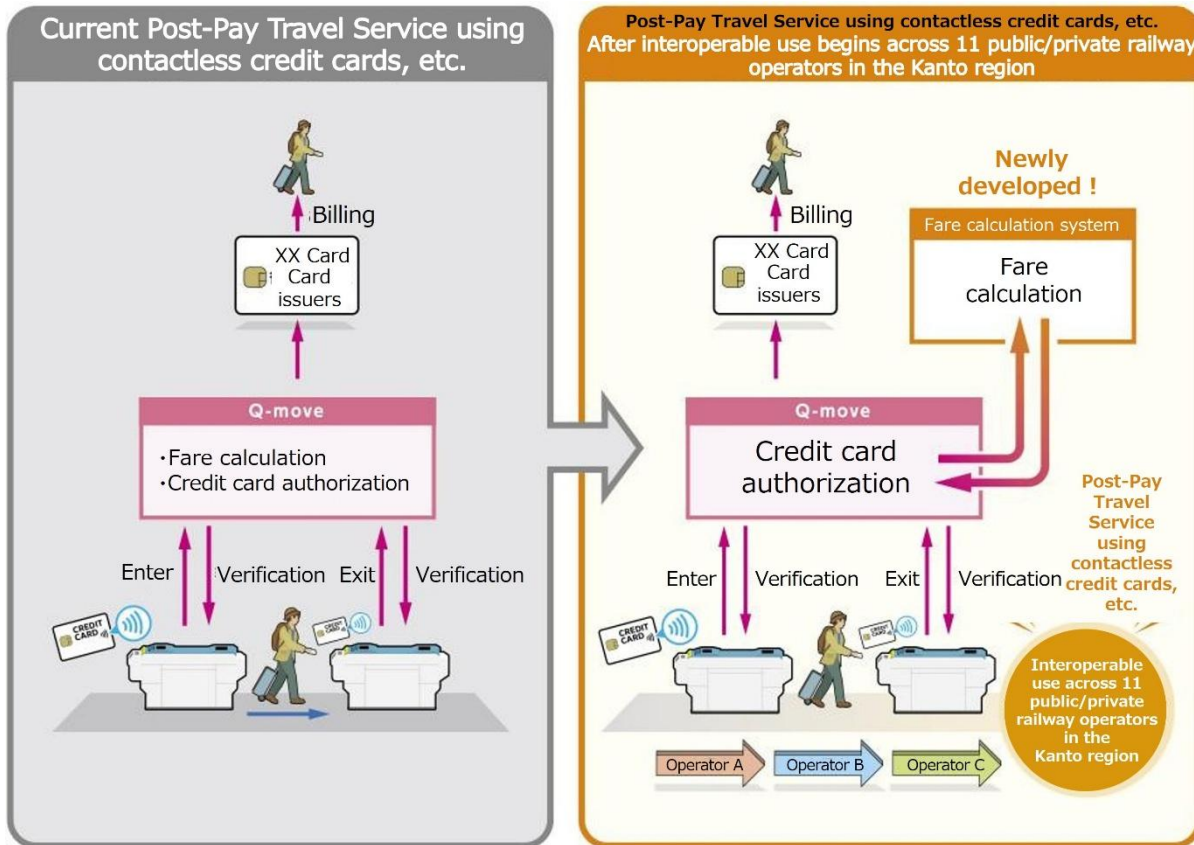
(Q-move Website)



Reference 4: Development of a New Fare Calculation System and the Roles of Each Participating Company

To enable the interoperable use of the Post-Pay Travel Service, the 11 participating railway operators worked with OSS to develop a new fare calculation system designed to address complex fare-calculation challenges arising from the Kanto region’s intricate rail systems, including through-train operations and out-of-gate transfers.

By integrating this new fare calculation system with the stera transit, the public transportation solution provided by Mitsui Sumitomo Card, and Q-move, the SaaS platform provided by QUADRAC, the participating railway operators will make the interoperable use of the Post-Pay Travel Service possible throughout the Kanto region.



Roles of Each Participating Organization

11 Participating Railway Operators	Overall coordination of this joint initiative Provision of railway services, fare gate systems, and station operations Development and construction of the fare calculation system required for the interoperable use of the Post-Pay Travel Service
OSS	Development and construction of the fare calculation system required for the interoperable use of the Post-Pay Travel Service
Sumitomo Mitsui Card	Provision of stera transit Implementation support and promotional activities for Visa, Mastercard, and UnionPay
JCB	Implementation support and promotional activities for JCB, American Express, Diners Club, and Discover
QUADRAC	Provision of the Q-move SaaS platform providing payment and authentication services for transportation operators

Reference 5: About stera transit

(URL: <https://www.smbc-card.com/kamei/steratransit/index.jsp>)

Designed for businesses, the stera payment platform was developed by Sumitomo Mitsui Card jointly with GMO Payment Gateway, Inc., GMO Financial Gate, Inc., and [Visa Worldwide \(Japan\) Inc.](#) to address challenges associated with the adoption of cashless payment methods. stera transit is a solution for public transportation operators that combines the stera payment platform with the contactless payment services offered by international payment brands. In addition to increasing convenience for consumers by eliminating the need for cash or the need to top-up advance payment methods, it is expected the solution will provide a wide range of benefits beyond the transportation sector, including support for infection prevention measures, improved inbound tourism readiness, and the promotion of cashless payment methods in local communities. The technology behind stera transit can also be used as an authentication platform for MaaS and smart city initiatives. The solution will be rolled out throughout Japan.