




Discover Steam Locomotives



“Hospitality” Uniting Customers and Towns with Local Communities

We are coordinating efforts with the local community to run a range of initiatives for promoting tourism in the Nikko and Kinugawa areas with the catchphrase: “Together, Locomotion,” with the view of fostering regional revitalization through the operation of SL Taiju.



Wave at SL Taiju Together Project

A popular SL Taiju event involves fans lining along the route to wave at passengers riding aboard SL Taiju.



Blooming Seasonal Flowers Along the Kinugawa Line Project

With the help of local residents, unused cultivated land along the route is cleaned and managed to give passengers the delightful view of seasonal flowers to complement memories forged from their carriage windows.



Illumination All

As a new regional tourist highlight in the winter months, illuminations were designed and installed in cooperation with local residents to create a vibrant mood along the Kinugawa Line from dusk into the night.

Interactive “Hospitality” in Tandem with SL Taiju Events

A range of events are being organized throughout the year involving SL Taiju and local communities. More than giving customers an opportunity to enjoy their time on SL Taiju, events are being arranged together with local communities to unveil and elevate new attractions in the area, with the view to boosting “revitalization of the Nikko and Kinugawa areas.”



△SL Fan Festa



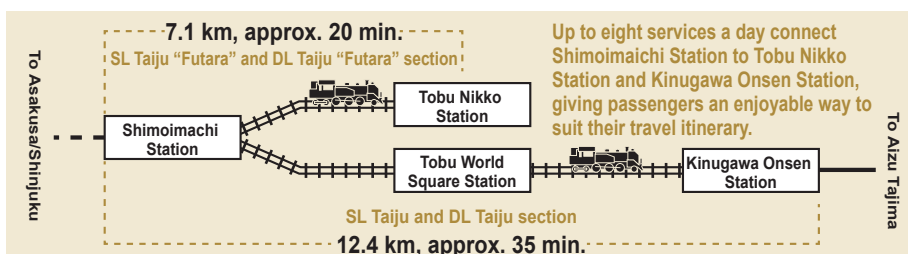
△ Annual Event




△Nikko Edomura × SL Taiju

Overview of Operations

SL Taiju runs between Shimoimaichi Station and Kinugawa Onsen Station, with the SL Taiju “Futara” service operating between Tobu Nikko Station, Shimoimaichi Station and Kinugawa Onsen Station. Timetables are scheduled to provide an opportunity to ride steam locomotives as well as tour the Nikko and Kinugawa areas, including nearby theme parks and the World Heritage sites of Nikko like shrines and temples.



For more information, visit the official SL Taiju website.
<http://www.tobu.co.jp/sl/>



太樹
TAIJU



Class C11 123
In operation since July 2022



Class C11 207
In operation since August 2017



Class C11 325
In operation since December 2020

Tobu Kinugawa Line **SL Taiju**

Tobu Nikko Line **SL Taiju Futara**

TOBU RAILWAY CO.,LTD.





All About SL

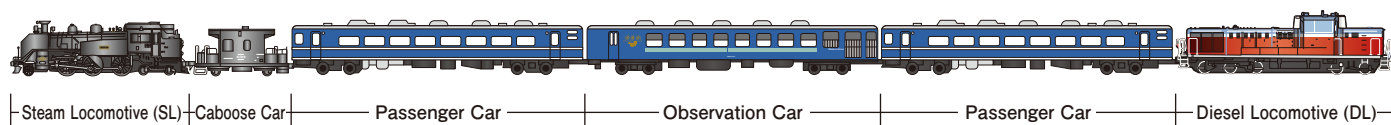


Background and Purpose of SL Services

The Nikko and Kinugawa areas have a rich history and culture, coexisting with the abundant natural environment that gave rise to them. As a company providing a means of transportation for local communities along the line, we have grown in concert with the region. And with increasing movements toward regional revitalization arising from factors like population decline and changes in social structure, the challenge of “Reviving SL operations” began to take root when the remains of the former turntable were uncovered at Shimoimaichi Station.

The purpose of this project goes far beyond preserving and utilizing rolling stock and other railroad cultural heritage by reviving steam locomotives, as implementing measures available only by a railroad operator for enticing customers to ride trains aims to create a means of population exchange in the Nikko and Kinugawa areas that will help to revitalize railway lines—this also plays a role for contributing to Tohoku reconstruction efforts.

SL Trains



Steam Locomotive (SL)



◆ Class C11 207

Manufactured at the Kasado Works of Hitachi, Ltd. in December 1941, the Class C11 207 was scrapped in 1974, but subsequently preserved in storage in Shizunai Town in Hidaka-gun (current Shinhidaka Town), Hokkaido. Since 2000, JR Hokkaido began operating it in working condition, where it has been serving as “SL Niseko” and “SL Fuyu-no-Shitsugen Train.” It has been operating as “SL Taiju” since 2017.



◆ Class C11 325

The Class C11 325 was manufactured at the Atsuta Plant of Nippon Sharyo in 1946, until 1973 when it was put out of service and preserved in Mizuhara Town (current Agano City) in Niigata Prefecture. Moka Railway has been keeping it running since 1998 as “SL Mooka.” It began operating in December 2020.



◆ Class C11 123

The Class C11 123 was built by Nippon Sharyo based on an order from Kojaku Railway (Shiga Prefecture) in 1947, where it operated on Kojaku Railway, then from 1957 on the Yubetsu Coal Mine Railway (Hokkaido), and for Kushiro Kaihatsu Wharf (Hokkaido) from 1970. After it was scrapped in 1975, it was preserved on show by the Railway Preservation Association of Japan, but in 2019, Tobu Railway began restoration work with the view to keeping it in working condition as the first initiative as a major private railway company—it began operating from July 2022.

Passenger Car



Diesel Locomotive (DL)



Caboose Car



Turntable



Where SLs Operate



Showa Era-style Shimoimaichi and Shintakatoku Stations

Shimoimaichi and Shinkotoku Stations have been fully renovated in the style of the Showa Era, the golden age for the operation of steam locomotives, and are so overflowing with character that you’ll feel like you’ve stepped back in time the moment you get off the train. The single-story wooden station buildings, and station name signs, benches and various sign boards on the platforms have all been researched and recreated based on original designs.

Shimoimaichi Station also features a washbasin, which was used by passengers to rinse their soot-stained faces when steam locomotives were in service.

Hydrangea is the image flower of Shintakatoku Station, and the station area is adorned with countless hydrangeas during the rainy season.

Shimoimachi Station



Retro style station building



Waiting room with old poster designs of the Tobu Line



Wooden station signboard

Shintakatoku Station



Retro style station building



Heritage area in the station



Hydrangea “Station’s image flower”

“Observation Car” for Experiencing the Spirit and Atmosphere of SL

Passenger cars are carriages featuring express-style seating manufactured by Japan National Railways (JNR) from 1969 to 1978. These carriages were refurbished extensively as “observation cars” inspired by styling of the 1950s when SLs was in service. In addition to side windows that can be opened and closed, a part of the carriage features an open-air observation deck so that passengers can experience firsthand the spirit and atmosphere of steam locomotives. Observation cars are configured as the second carriage (middle car) for both SL Taiju and DL Taiju.



Observation deck




Observation Car Ohate 12-1



Observation Car Ohate 12-2

SL Exhibition Hall to Discover the Charm of SL

Shimoimaichi Station features the SL Exhibition Hall and Turntable Plaza to give as many people as possible the opportunity to learn about and discover the appeal of steam locomotives and related facilities. The SL Exhibition Hall has a diorama modeled on the Tobu Kinugawa Line, with life-size panels explaining how steam locomotives operate, as well as various exhibits related to Tobu Line’s SL. At the Turntable Plaza, guests can witness up-close as SL trains are switched over, inspected and prepared at the engine depot, making it a popular facility that can be enjoyed by people of all ages.



SL Exhibition Hall for discovering the appeal of SL



Rest area with a view of carriages



Turntable giving visitors an all-around view of carriages